

## Safety and Luxury



STYLE

LUXURY

SAFETY

AFFORDABILITY

Whether it's a day trip to a nearby tourist destination, a shopping excursion, or a team traveling to their next game, each journey will be a comfortable joy in the TourLiner.



The TourLiner™ offers a luxurious touring coach experience – without the touring coach price – for any church group, retirement center, university, tour operator or other organization that needs to move people comfortably, safely and in style with all the latest first-class features available today.



2592 East Kercher Road • Goshen, IN 46528 • Toll-Free: 877-258-1391

[www.startransbus.com](http://www.startransbus.com)

© 2006 Supreme Corporation



Designed to Discover

## The New TourLiner™ is the Perfect Way to Travel in Comfort,

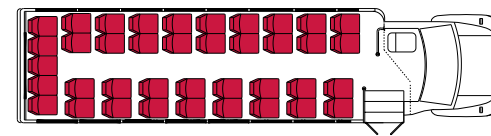


Introducing the TourLiner™, which seamlessly blends precise engineering, impeccable design and luxurious comfort – and easy affordability.

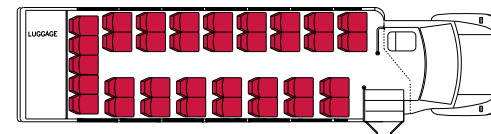
Available in 15 models accommodating up to 39 passengers, the TourLiner safely surrounds them with distinctive amenities and superb construction, providing a relaxing, delightful ride for any church group, retirement home, college team or other touring organization.

From the visual appeal of the sleek, smooth exterior styling, complete with limousine-like tinted windows, to the plush seats positioned to provide ample leg room, the TourLiner presents a touring coach experience, without the touring coach price.

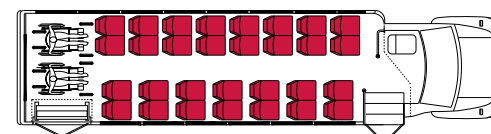
## GM5500



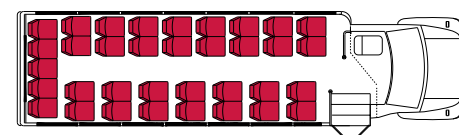
39 Passengers



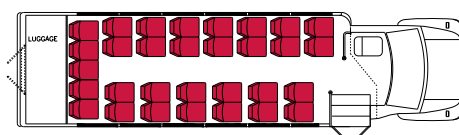
35 Passengers w/Rear Luggage



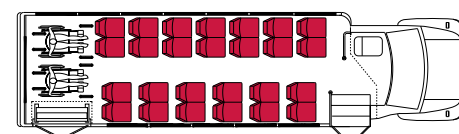
30 Passengers w/2 Rear Wheelchair Lifts



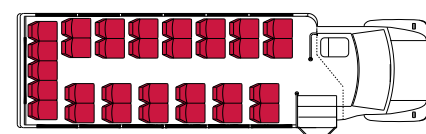
35 Passengers



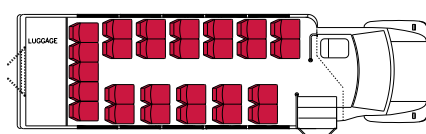
31 Passengers w/Rear Luggage



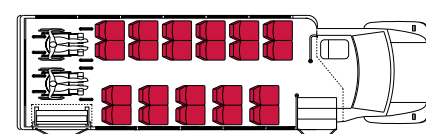
26 Passengers w/2 Rear Wheelchair Lifts



31 Passengers



27 Passengers w/Rear Luggage



22 Passengers w/2 Rear Wheelchair Lifts

## GM5500

Passengers	GVWR	Wheel Base	Length
39 Passengers	22,000 lb	272"	37'
35 Passengers w/Rear Luggage	22,000 lb	272"	37'
30 Passengers w/2 Rear Wheelchair Lifts	22,000 lb	272"	37'

35 Passengers	22,000 lb	246"	34'
31 Passengers w/Rear Luggage	22,000 lb	246"	34'
26 Passengers w/2 Rear Wheelchair Lifts	22,000 lb	246"	34'

31 Passengers	19,500 lb	213.5"	31'
27 Passengers w/Rear Luggage	19,500 lb	213.5"	31'
22 Passengers w/2 Rear Wheelchair Lifts	19,500 lb	213.5"	31'

Note: 26,000 lb. chassis available upon request.

### Standard Specifications:

Exterior height	123"
Exterior width	102"
Interior height	78"
Interior width	99" at seat height
Aisle width	24" with standard 19.5" seats
Door width	32"
Ground to first step	12.5" (unloaded vehicle condition)



## TourLiner™: Why It's Worth Pursuing

Front to back, inside and out, the TourLiner is filled with first-class safety, luxury and convenience. Even better, it's priced to be in anyone's class. Plus, the TourLiner body and options are backed by **StarTrans' three-year, 36,000 mile warranty** – the best warranty available today in the bus industry.



### Popular Options



#### Luggage Rack

Solid rack keeps luggage secure and easily accessible.



#### Entertainment Package

Enjoy a variety of onboard entertainment packages, including a radio, DVD player and your choice of stationary or flip-down monitors.



#### Seat Upgrade

Available fabrics and leathers, upgrade to reclining seats that include foot rests, map pockets, folding snack tables, and laptop tray tables.



#### Side Camera

For added safety, a side camera enhances the driver's visibility.

### Standard Features



#### Driver Side Step

Providing the driver with easy, safe access to the cab, the side step is contoured to the chassis and body, and allows sliding access to the battery.



#### Transition Window

Clear full-length side window creates a gleaming, contemporary look, and is 37% larger than standard, giving 602 square inches of visibility.



#### Wall Covering

Striker Blue and Striker Gray color options are available so you can select the right one for your organization.



#### Seating Comfort

Our standard 19.5 inch wide seats are designed for spacious comfort, and our floor plans provide more leg room than similar models.



#### Bonded Side Windows

Tinted, flush-mounted, solid pane bonded side windows reinforced with steel gussets provide an excellent view and look great.



#### Sleek, Smooth Styling

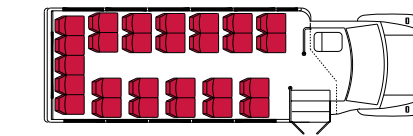
Bright white molded fiberglass rear, front, and side skirts are just part of the TourLiner's aerodynamic, captivating exterior.



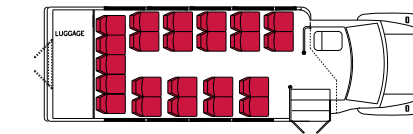
#### Flooring

Built with Supreme Corporation's Fiberglass Reinforced Plywood (FRP) with sealed edges for superior strength, and covered with smooth, slip-resistant Altro® Safety Flooring for passenger protection.

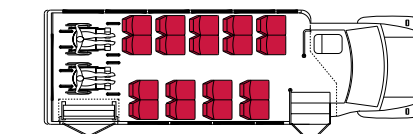
## GM4500



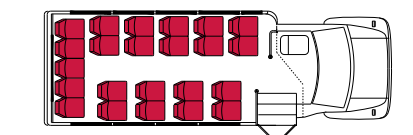
27 Passengers



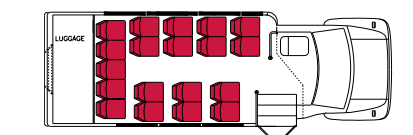
23 Passengers w/Rear Luggage



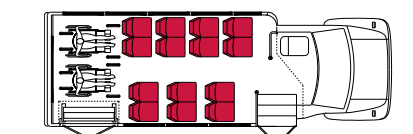
18 Passengers w/2 Rear Wheelchair Lifts



23 Passengers



19 Passengers w/Rear Luggage



14 Passengers w/2 Rear Wheelchair Lifts

## GM4500

Passengers	GVWR	Wheel Base	Length
27 Passengers	17,500 lb	213.5"	28'
23 Passengers w/Rear Luggage	17,500 lb	213.5"	28'
18 Passengers w/2 Rear Wheelchair Lifts	17,500 lb	213.5"	28'

23 Passengers	17,500 lb	184"	25'
19 Passengers w/Rear Luggage	17,500 lb	184"	25'
14 Passengers w/2 Rear Wheelchair Lifts	17,500 lb	184"	25'

### Standard Specifications:

Exterior height	123"
Exterior width	102"
Interior height	78"
Interior width	99" at seat height
Aisle width	24" with standard 19.5" seats
Door width	32"
Ground to first step	12.5" (unloaded vehicle condition)