



SENATOR SERIES
CHEVY 560 HD



THE INCREDIBLY DURABLE

QUALITY CONSTRUCTION REIGNS SUPREME

The StarTrans Senator HD series will meet your strictest driving needs, no matter how demanding they are. Strong fiberglass-reinforced panel (FRP) sidewalls are extremely rugged to battle difficult road conditions, plus they eliminate exterior noise. The interior surfaces are stain- and scratch-resistant for added durability. Add a tough, long-lasting Chevy chassis and you have one heck of a bus.

And even if you put on 50,000 miles a year, we're ready to back our claim of tough durability with a comprehensive 5 year/75,000 mile warranty.

TOUGH, BEAUTIFUL VALUE.

StarTrans Senators are encased in a steel cage for optimal safety. And every weld is individually inspected to make sure we adhere to our own high quality standards and safety regulations.

StarTrans doesn't take a back seat when it comes to passenger comfort and convenience. Wide aisles and doors, plush upholstery, spacious luggage racks and large, scenic windows are just some of the amenities.

And smooth, aerodynamic styling, engineering excellence and quality construction are why Supreme designs reign supreme.



STARTRANS CHEVY 560



Optional high-back buckets with upgrade fabric

Spacious 32" x 83" door opening

Optional paratransit lift equipment available either in front or rear of axle

Optional rear luggage with 11½" drop luggage compartment

CHEVY HD SENATOR FEATURES

SUB FLOOR –12-gauge steel outriggers, fully welded with floor-level Z rail, incorporated with chassis rubber-ride capabilities.

FLOORING – 3/4" FRP, undercoated. Floor covered with 1/8" transit rubber. Aluminum heat shield over chassis catalytic converter and muffler.

SIDEWALLS – 3/4" polyurethane foam insulation (R-6.12) gelcoated to 1/4" FRP exterior with 1/4" FRP interior. Reinforced with steel perimeter and transverse supports. Completely fiberglassed to adjoining body parts to form a single unitized body.

ROOFING – One-piece FRP/wood core laminate roof with steel cage reinforcement.

WINDOWS – 36" x 36" T-slider, 31% tinted. Clamp ring-style radius windows. Egress windows installed to meet FMVSS 217 requirements. Operator's curbside windows AS-2 rated: upper and lower windows.

ENTRY – Spacious entrance (32" x 83" clear opening) with doors that operate electric. Door panels are full-height glass. White step nosing and lighted stepwell are standard. Entrance grab rail (left side).

LIGHTING – Passenger cabin courtesy lights -10 standard on the 26' and 12 standard on the 30' and 33'

ELECTRICAL –Wiring is color-coded with the number and function designated every 12" on the wire enabling easy identification and circuit traceability. Only premium components built to meet the S.A.E. U.L requirements are used. Electronic control console switch panel.

OPTIONAL A/C & HEAT – A/C from 30,000 BTU - 106,000 BTU. Rear heat from 40,000 BTU - 65,000 BTU.

OPTIONAL PARATRANSIT – Wheelchair accessibility with a wide range of securement systems and seating arrangements.

OPTIONAL LUGGAGE – Luggage can be stored in over-seat, floor-to-ceiling, rear compartments or custom-designed areas.

OPTIONAL SEATING – Forward-facing, perimeter-style and track seating are all available in vinyl or cloth.

- 12-month/12,000 miles with five-year/75,000-mile warranty on body structure.

CHEVY 560 HD SPECIFICATIONS

CHASSIS

- Wheelbase - 195.5"/246"
- GVWR - 19,500–22,000–26,000 lb.
- GAWR (front) – 7,000 lb. (rear) – 13,500 lb.

AXLE

- Front – 7,000 lb. (195"/19,500 GVRW) 8,000 lb. (246"/22,000 GVWR)
- Rear – 13,500 lb. (195"/19,500 GVRW) 15,000 lb. (246"/22,000 GVWR)
- 4.78 Rear axle ratio

BRAKES

- Service - power, hydraulic four-wheel disc w/four-channel ABS
- Parking - transmission mounted drum type

ALTERNATOR

- Dual 150-amp

BATTERY

- Dual, 700 CCA, ACDelco

ENGINE

- 8.1L (496 CID) SPFI V-8 gas 8100MD Vortec/ 6.6L (403 CID) SPFI V-8 6600 Duramax
- Horsepower/torque – 8.1L (gas), 325 HP @ 3600 RPM/ 350 lb.ft. @ 1200 RPM / 6.6L (diesel), 300 HP @ 2750 RPM/ 520 lb. ft. @ 1800 RPM

FRAME

- Straight section "C" channel, 50,000 PSI steel frame, 7.13 cu. In. section modulus

FUEL

- Tank - 60 gallon aft of rear axle
- Filter (gas engine) - in-line replacement element type/ (diesel engine) - full-flow paper element (coalescing type)
- Air cleaner - dry element, replaceable

SUSPENSION

- Shock absorbers - HD 1.375" gas filled, front & rear
- Springs (front) 7,000 lb. tapered leaf/(rear) - multi-leaf, single stage 13,500 lb. multi-leaf
- Stabilizer bar (front) – 2" x 2" square tube/(rear) - 1.75" diameter

STEERING

- Power with tilt steering wheel

TIRES

- (6) 245/70RX19.5F TL premium highway

WHEELS

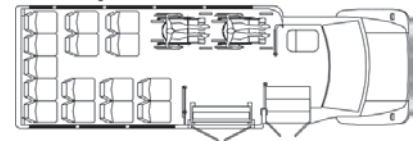
- (6) 8-hole disc, 19.5" x 6.75" powder-coated white
- Spare tire & wheel – optional equipment from StarTrans
- Changing tools - optional equipment from StarTrans

TRANSMISSION

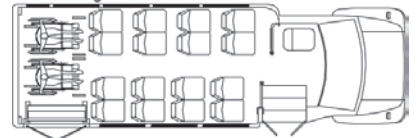
- Allison (5-speed), transmission oil cooler, air to oil auxiliary transmission cooler

HEADLIGHTS

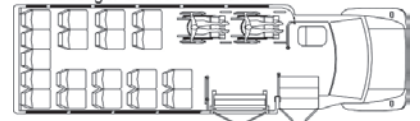
- Halogen sealed beam



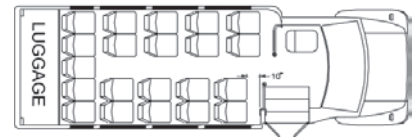
15 Passengers w/2wc-front lift



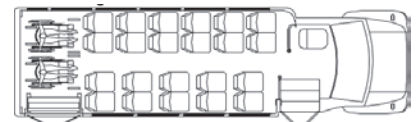
16 Passengers w/2wc-rear lift



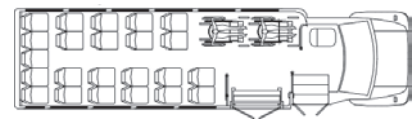
19 Passengers w/2wc-front lift



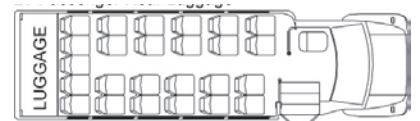
21 Passengers/rear luggage



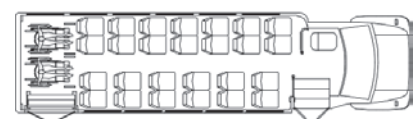
22 Passengers w/2wc-rear lift



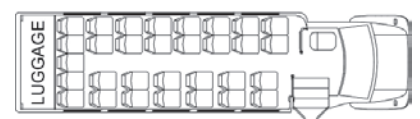
23 Passengers w/2wc-front lift



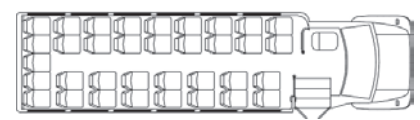
25 Passengers/rear luggage



26 Passengers w/2wc-rear lift



31 Passengers/rear luggage



35 Passengers

Due to Supreme Corporation's commitment to product quality, specifications and options are subject to change in the interest of product improvement and market changes.

Floorplans shown are only a few of the designs available.



2592 East Kercher Road • Goshen, IN 46528
574-642-4730 • 877-258-1391 • FAX 574-642-4108
www.StarTransBus.com



Please call today for a dealer near you.