



SENATOR SERIES
FORD



OUR SENATOR REPRESENT

QUALITY CONSTRUCTION REIGNS SUPREME.

Long-lasting durability comes easy for the StarTrans Senator by Supreme. That's because it's one of the few buses that uses a combination of steel cage construction for optimum safety and overall structural strength and a

tough fiberglass skin to resist stains, scratches and corrosion. Plus, fiberglass-reinforced panel (FRP) sidewalls eliminate exterior noise and are extremely strong and rugged to withstand difficult road conditions.



TRAVEL TESTED.

All of our StarTrans products undergo a series of rugged testing procedures in Altoona, Pennsylvania, to assure their structural integrity. And we back our buses with a five year / 75,000 mile body structure warranty.

A WEALTH OF PASSENGER COMFORTS.

StarTrans doesn't take a back seat when it comes to passenger convenience and comfort. Wide aisles and doors for easy accessibility, cushy upholstery, spacious luggage racks and large, scenic windows are just some of the benefits of riding with the Senator. We also stand ready to meet your exacting requirements, including special design configurations, to deliver exactly what you need, when you need it.



TOP PHOTO StarTrans Senator 25' with optional rear wheelchair doors

S TOUGH DURABILITY



CLOCKWISE FROM TOP

Optional high-back buckets with upgrade fabric

Optional paratransit lift

Standard high-back driver's seat

SENATOR SERIES FEATURES

SUBFLOOR – 12-gauge steel outriggers, fully welded with floorlevel Z rail, incorporated with chassis rubber ride capabilities.

FLOORING – 3/4" FRP, undercoated. Floor covered with 1/8" transit rubber. Aluminum heat shield over chassis catalytic converter and muffler.

SIDEWALLS – 3/4" polyurethane foam insulation (R-6) gelcoated to 1/4" FRP exterior with 1/4" FRP interior. Reinforced with steel perimeter and transverse supports. Completely fiberglassed to adjoining body parts to form a single unitized body.

ROOF – One-piece FRP/Nidacore laminate roof with steel cage reinforcement.

WINDOWS – 24" x 34" T-slider, 31% tinted. Clamp ring-style radius windows. Egress windows installed to meet FMVSS 217 requirements. Operator's curbside windows AS-2 rated: 442 square inches visibility.

ENTRY – Spacious entrance (32" x 83" clear opening) with doors that operate manually or electric. Door panels have full height glass panels for the best possible driver's visibility. White step nosing and lighted stepwell standard. Entrance grab rail (left side).

LIGHTING – Each bus comes standard with six passenger courtesy lights.

ELECTRICAL – Wiring is color-coded with the number and function designated every 12" on the wire to enable identification and circuit traceability. Only premium components built to meet the Society of Automotive Engineers (S.A.E.) and Underwriter's Laboratories (U.L.) requirements are used. Electronic control console switch panel.

OPTIONAL A/C & HEAT – A/C systems ranging in size from 30,000 BTU to 88,000 BTU. Rear heat 20,000 BTU to 65,000 BTU.

OPTIONAL PARATRANSIT – Wheelchair accessibility with a wide range of securement systems and seating arrangements.

OPTIONAL LUGGAGE – Luggage can be stored in over-seat, floor-to-ceiling, rear compartments or custom-designed areas.

OPTIONAL SEATING – Forward-facing, perimeter-style and track seating are all available. Your choice of vinyl and cloth fabric in a wide range of colors.

- Bright white gelcoated body with choice of three standard striping packages.
- Black exterior mirrors – 8" x 15"
- Heavy-duty 10-gauge wraparound bumper with anti-ride cover.
- Mud flaps (front and rear).
- 12-month/12,000 mile with five-year/75,000-mile warranty of body structure.

FORD SPECIFICATIONS

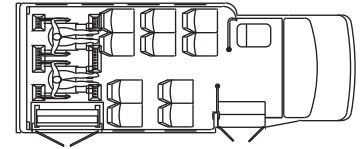
- E350 and E450 cutaway
- Tinted glass
- Automatic transmission
- 4:10 and 4:56 rear axle ratio
- Power steering
- Power brakes (4 wheel disc)
- Dash A/C and heater
- Auxiliary transmission cooler (gas chassis only)
- Super engine cooling
- Tilt steering and cruise control
- 5.4 or 6.8 gas engine and 6.0 diesel
- 37-gallon fuel capacity on E350
- 55-gallon fuel capacity on E450
- Radial tires LT225-16 E
- Chrome front bumper
- Comfort ride suspension – H.D. springs and shocks
- Engine oil cooler (diesel chassis only)
- Engine gauges
- Heavy-duty batteries
- Dual 140 & 120 amp – diesel
Single 135 amp – gas
- 138", 158" or 176" wheelbase
- GVWR 11,500 to 14,500

Dimensions

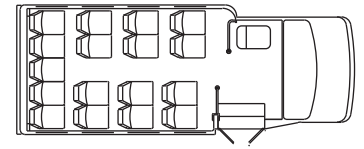
- Exterior width – 96"
- Exterior height – 114"
- First step to ground – 11½" second and third step riser – 9" max.
- Step tread depth – 9" max.
- Entrance clear opening – 32" x 83" min.
- Interior width at seat level – 92½"
- Interior width up 36" from floor – 93⅝"
- Center aisle height – 80½"
- Flat floor aisle height – 75"
- Double wheelchair doors – 46" x 70.5"
- Rear luggage compartment – 141 cubic feet (standard)

Due to Supreme Corporation's commitment to product quality, specifications and options are subject to change in the interest of product improvement and market changes.

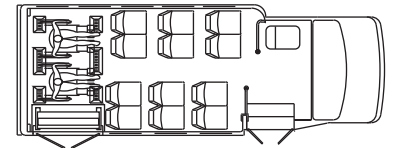
Floorplans shown are only a few of the designs available.



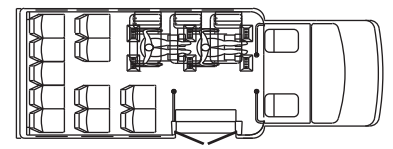
10 Passengers and 2 W/C



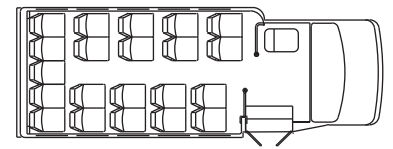
17 Passengers



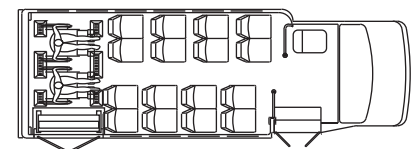
12 Passengers and 2 W/C



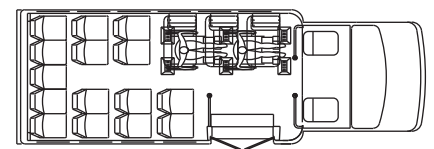
11 Passengers and 2 W/C (UFL)



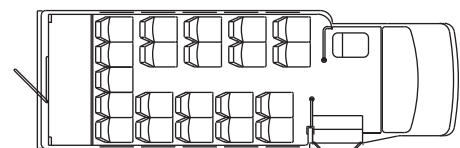
21 Passengers



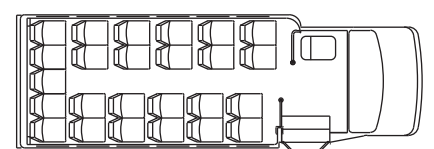
16 Passengers and 2 W/C



15 Passengers and 2 W/C (UFL)



21 Passengers w/luggage



25 Passengers



2592 East Kercher Road • Goshen, IN 46528
574-642-4730 • 877-258-1391 • FAX 574-642-4108
www.StarTransBus.com



Please call today for a dealer near you.